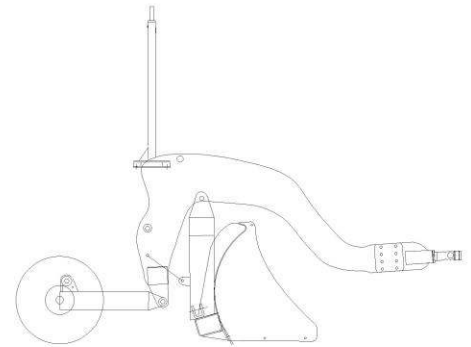


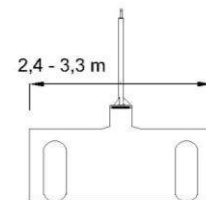
GREEN – 24.33

Application areas: sports fields

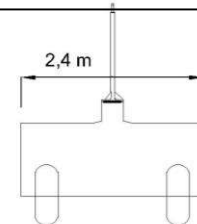
Type: leveler extensible blade
 Min. required power: 80 HP
 Max required power: 150 HP
 Overall length: 2,80 m
 Overall width: 3,30 m
 Working width: 2,40 m – 3,30 m
 Maneuver width: 2,40 m
 Work wheel track: 2,90 m
 Maneuver wheel track: 2,00 m
 Wheels height: 0,84 m
 Blade height: 1,00 m
 Coupling hook high: 0,50 m
 Estimated weight: 1.950 kg
 Frame design: monotrave
 Opening blade system: hydraulic
 Folding blade: no
 Extensible blade: yes
 Opening axles system: telescopic
 Extensible axles: yes
 Oil filter: cartridge
 Balancer (wheels): n°2 balancer with 2 wheels
 Slope of the blade: manual
 Lights system: yes
 Receiver mast: n° 1 hydraulic extensible
 reading of the quota
 Control box: digit
 Adjustment of the cutting blade angle: yes
 Earth volume per run: 3,90 m³
 Finishing speed (km/h): 7 km/h
 Transport distance (m): 100 m
 Laser system: hydraulic independent
 Ready for laser system: yes
 Ready for GPS system: yes
 Laser system precision on 1300 m (diameter): ± 2 mm
 GPS system precision on 10 km (diameter): ± 10 mm



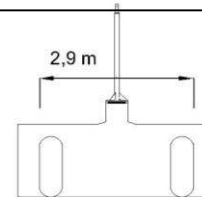
Overall length



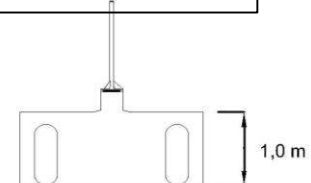
Working width



Maneuver width



Work wheel track



Blade height